

walking with purpose

# WWP VERSE STUDY

KEEPING IN BALANCE - 2019

ST. CHRISTOPHER CATHOLIC CHURCH

MARYSVILLE, MICHIGAN

# HOW TO DO A VERSE STUDY

STEP 1: READ THE VERSE & THE PARAGRAPH BEFORE & AFTER THE VERSE.

STEP 2: WRITE OUT THE SELECTED VERSE.

STEP 3: PARAPHRASE – PUT IN YOUR OWN WORDS.

STEP 4: USE CROSS-REFERENCES & THEN RECORD INSIGHTS GAINED.

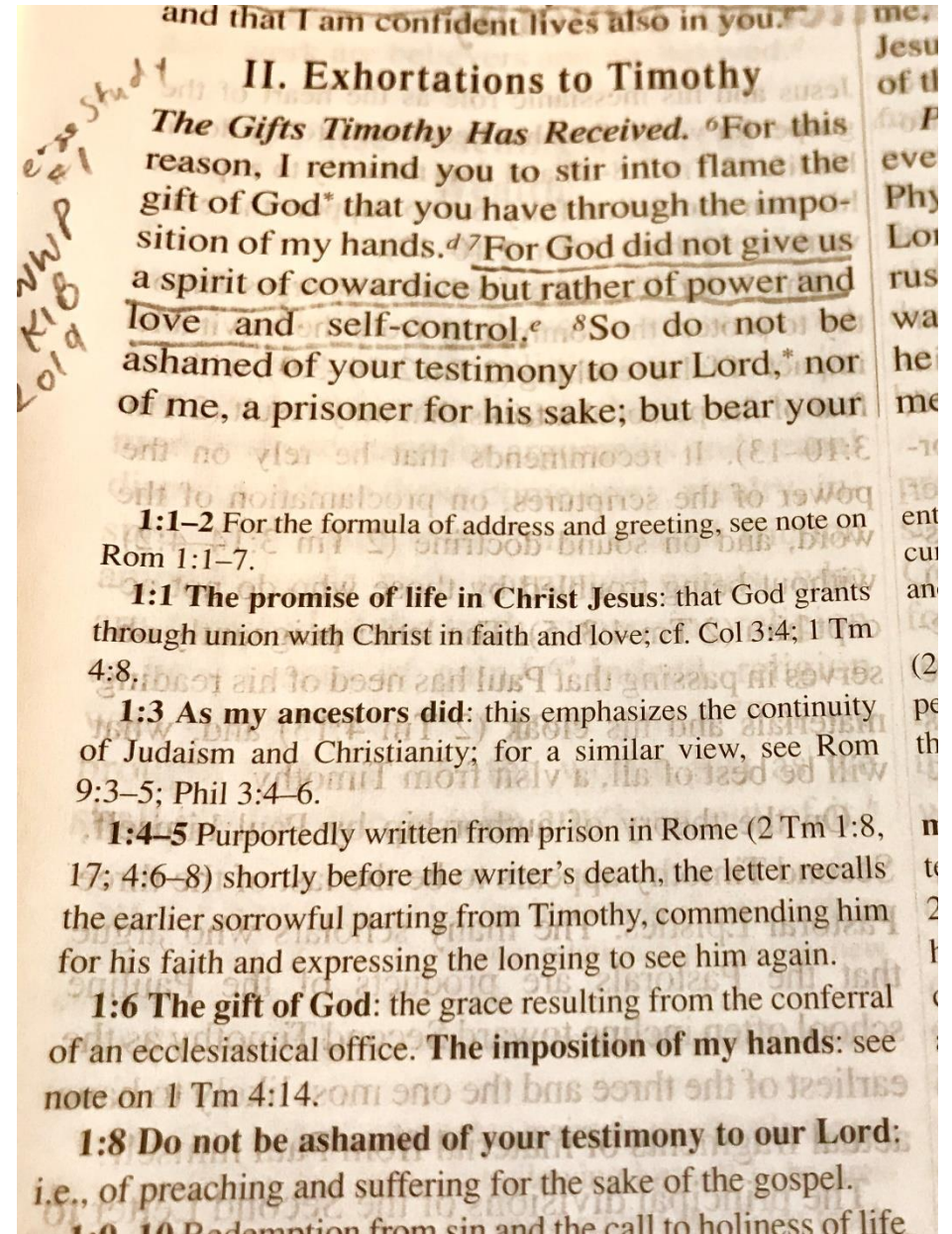
- STUDY BIBLE
- [BIBLOS.COM](http://BIBLOS.COM) / [BIBLEHUB.COM](http://BIBLEHUB.COM)

STEP 5: MAKE A PERSONAL APPLICATION TO YOUR LIFE.

# STEP 4: USE CROSS-REFERENCES

## STUDY BIBLE

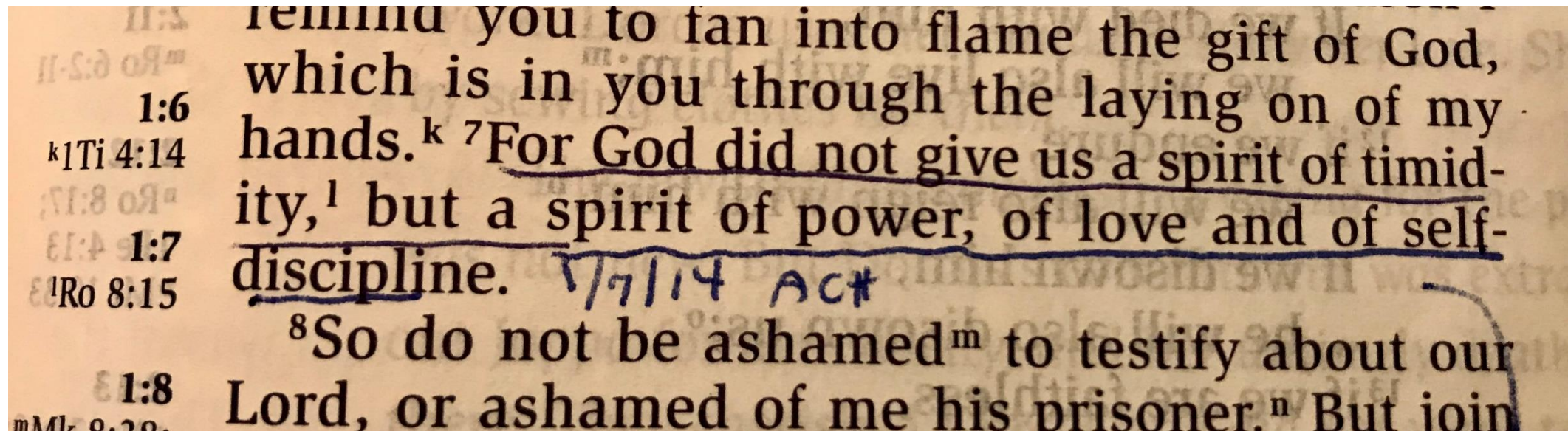
- Most study Bibles will have footnotes that look similar to this, to give further explanation & refer you (cross-reference you) to other verses with a similar message / theme.



## STEP 4: USE CROSS-REFERENCES

### STUDY BIBLE

- Some Bibles will refer you solely to other verses with a similar message / theme, but have no explanation.






# STEP 4: USE CROSS-REFERENCES

**BIBLOS.COM / BIBLEHUB.COM**

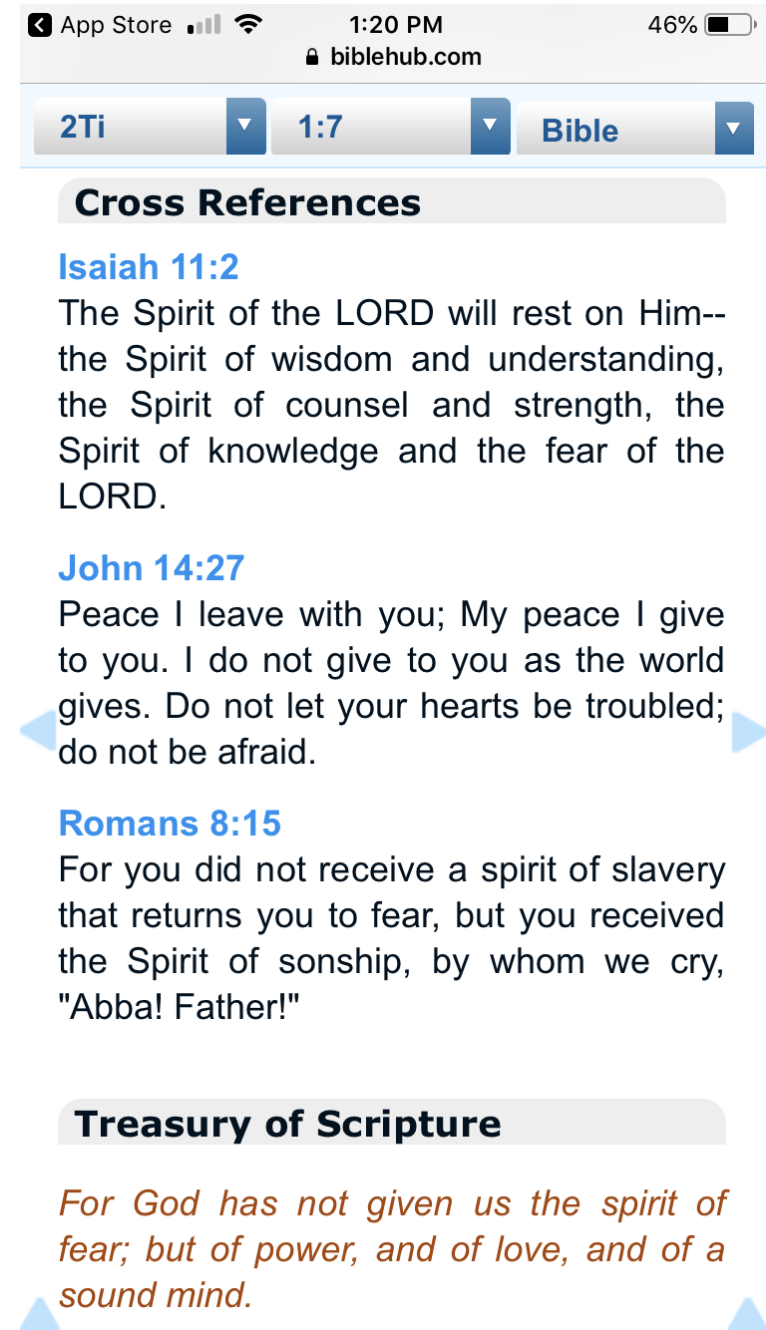
- This website (OR APP) does the same thing as our Bibles – finding similar themed verses (CROSS-REFERENCES) and providing some explanation or commentary.



# STEP 4: USE CROSS-REFERENCES

**BIBLOS.COM / BIBLEHUB.COM**

- This website (OR APP) does the same thing as our Bibles – finding similar themed verses (CROSS-REFERENCE) and providing some explanation or commentary.



# REVIEW: HOW TO DO A VERSE STUDY

STEP 1: READ THE VERSE & THE PARAGRAPH BEFORE & AFTER THE VERSE.

STEP 2: WRITE OUT THE SELECTED VERSE.

STEP 3: PARAPHRASE – PUT IN YOUR OWN WORDS.

STEP 4: USE CROSS-REFERENCES & THEN RECORD INSIGHTS GAINED.

- STUDY BIBLE
- [BIBLOS.COM](http://BIBLOS.COM) / [BIBLEHUB.COM](http://BIBLEHUB.COM)

STEP 5: MAKE A PERSONAL APPLICATION TO YOUR LIFE.